


**GLOBAL INSTITUTE OF ENGINEERING AND TECHNOLOGY  
CHILKUR (v) MOINABAD R.R**

**RECEIPTS AND PAYMENTS FOR THE YEAR ENDED 31.3.2023**

Particulars	Year Ending 31.03.2023	Particulars	Year Ending 31.03.2023
<u>To opening balance</u>			
Cash in Hand	14,348	By Salaries & other benefits	3,70,60,137
Indian Bank A/C 49173	6,87,007	By Consultancy Expenses	-
Canra Bank A/C 101207	15,09,672	By Advertisement & Publicity	13,76,984
To Scholarships	66,60,000	By Bus & Car hire charges	43,89,366
To Tuition fees	1,93,56,884	By Honourarium & Remuneration	17,21,648
To Bus Fare Collection	3,40,350	By Examination Expenses	24,95,896
To Common Service Fee	46,500	By Electricity Charges	14,07,352
To Miscellaneous Receipts	2,900	By Processing Fee	14,74,356
To JNTUH/ AICTE	6,68,000	By Printing & Stationery	10,81,969
To Invigilation fee received	1,97,165	By Property Tax	2,84,069
To TDS	7,12,263	By Conveyance Charges	2,06,632
To Exam fee	24,25,210	By Affiliation fee	3,88,750
To ORSA Event	75,000	By Miscellaneous Expenditure	1,14,185
To Procession fee	54,600	By Water charges	21,797
To Internal Transfer- MEWS	4,38,40,000	By Provident Fund	1,91,546
		By Internet charges	1,59,003
		By Medicines Expenses	21,304
		By Professional Tax	1,31,550
		By Telephone Expenses	12,966
		By Function & Meeting	2,83,893
		By House Keeping Material	39,860
		By Bank Charges	45,522
		By Donation	15,000
		By Postage & Telegram	150
		By Rates & Taxes	3,85,868
		By gifts and prizes	50,950
		By Audit fee	1,50,000
		By Commission expenses	11,95,843
		By Common Service Fee	11,36,500
		By Faculty ratification	3,27,915
		By News paper and Magazine	10,640
		BY Staff welfare expenses	2,34,446
		By transportation charges	57,850
		By ORSA Event	5,25,000
		By Sports Expenses	4,29,788
		By Student Welfare Exp	39,042
		By TDS	7,12,263
		<u>Repairs &amp; maintenance</u>	
		Building Maintances	12,68,740
		Computer,printer & other electronics maint.	10,435
		Furniture Maintenance	3,73,515
		Generator Maintenance	28,000
		Lab Maintenance	36,706
		Vehicle Maintainance	62,970
		Xerox Machine maint.	1,09,287
		Electrical Maintenance	2,15,136



**GLOBAL INSITITUTE OF ENGINEERING AND TECHNOLOGY  
CHILKUR (v) MOINABAD R.R  
RECEIPTS AND PAYMENTS FOR THE YEAR ENDED 31.3.2023**

Particulars	Year Ending 31.03.2023	Particulars	Year Ending 31.03.2023
		CCTV Maintanance	1,22,500
		Website Maintenance	70,400
		By Internal Transfer - MEWS	54,12,332
		<b>By Capital Expenditure</b>	
		Air conditioner	2,31,110
		By Construction Material & Charge	28,57,014
		By Computer, Printers & Softwares	28,23,490
		By Furniture	20,37,894
		By Electrical Items & Equipments	6,04,380
		By Library Books	5,69,185
		By Hardware Items	1,88,316
		By Water Dispenser	8,515
		By CCTV Camera	1,24,990
		By Cricket ground construction	4,00,000
		By Lab Equipment	7,788
		By Softwares	20,000
		By Xerox Machine	1,69,701
		By Electrical Vehicle	95,000
		By TV	2,57,722
		<b>Closing Balance:</b>	
		Cash in Hand	10,567
		Indian Bank A/C 49173	71,119
		Canara Bank A/C 101207	2,23,047
<b>Total</b>	<b>7,65,89,899</b>	<b>TOTAL</b>	<b>7,65,89,899</b>

As per our report of even date

For Madhu & Associates

Chartered Accountants

FRN : 001914S

*M. Madhusudan*

(M.MADHUSUDAN)

Proprietor

M.No.028200

UDIN: 23028200BGXEUR3057

Place : Hyderabad


Date: 31-10-2023



For Global Institute of Education and technology


*Sabita Farzana*

Secretary



**GLOBAL INSITITUTE OF ENGINEERING AND TECHNOLOGY**  
**CHILKUR (v) MOINABAD R.R**  
**INCOME AND EXPENDITURE ACCOUNT FOR YEAR ENDED 31.3.2023**

Particulars	Year Ending 31.3.2023	Particulars	Year Ending 31.3.2023
Salaries & other benefits	3,70,60,137	Scholarships	66,60,000
Consultancy Expenses	-	Tuition fees	1,93,56,884
Advertisement & Publicity	13,76,984	Bus Fare Collection	3,40,350
Bus & Car hire charges	43,89,366	Common Service Fee	46,500
Honourarium & Remuneration	17,21,648	Miscellnoues Receipts	2,900
Examination Expenses	24,95,896	JNTUH/AICTE	6,68,000
Electricity Charges	14,07,352	Exam Fee	24,25,210
Processing Fee	14,74,356	Inviligation fee received	1,97,165
Printing & Stationery	10,81,969	ORSA Event	75,000
Property Tax	2,84,069	Procession fee	54,600
Conveyance Charges	2,06,632	Other Income	6,580
Affiliation fee	3,88,750		
Miscellanoues Expenditure	1,14,185		
Water charges	21,797		
Provident Fund	1,91,546		
Internet charges	1,59,003		
Medicines for clinic	21,304		
Professional Tax	1,31,550		
Hostel expenses			
Telephone Expenses	12,966		
Legal Expenses			
Function & Meeting	8,08,893		
Sports Expenses	4,29,788		
House Keeping Material	39,860		
Bank Charges	45,522		
Donation	15,000		
Insurance			
Water Pumps & Engineering			
Postage & Telegram	150		
Rates & Taxes	3,85,868		
Prizes	50,950		



Audit Fee			
Commission expenses	1,50,000		
Commission servise fee	11,95,843		
Faculty ratification	11,36,500		
Inspection fee	3,27,915		
Membership fee			
News paper and Magazine	10,640		
professional charges			
sanitiser dispenser			
Staff welfare expenses	2,34,446		
transportation charges	57,850		
Student Welfare Exp	39,042		
Repairs & maintenance			
Building Maintances	12,68,740		
Computer,printer & other electronic	10,435		
Furniture Maintenance	3,73,515		
Generator Maintenance	28,000		
Lab Maintenance	36,706		
Vehicle Maintainance	62,970		
Xerox Machine maint.	1,09,287		
Electrical Maintenance	2,15,136		
CCTV Maintanance	1,22,500		
Acquarium Maintenance			
Canteen maintanance			
Website Maintenance	70,400		
Depreciation	50,26,897	Excess of expenditure over income	3,49,59,173
<b>Total</b>	<b>6,47,92,362</b>	<b>Total</b>	<b>6,47,92,362</b>

As per our report of even date

For Madhu & Associates

Chartered Accountants

FRN : 001914S

*M. Madhusudan*

(M.MADHUSUDAN)

Proprietor

M.No.028200

UDIN: 23028200BGXEUR3057

Place : Hyderabad

Date: 31-10-2023



For Global Institute of Education and technology

*Sabita fazam*

Secretary



**GLOBAL INSTITUTE OF ENGINEERING & TECHNOLOGY**  
 (Under Madina Education & Welfare Society)  
 Chilkur (v), Moinabad (m), R.R. DIST  
**BALANCE SHEET AS AT 31.03.2023**

LIABILITIES	As at 31.03.2023	ASSETS	As at 31.03.2023
Capital fund		Non Current Assets	
Opening balance	(8,41,62,724)	Tangible assets	5,54,86,288
Add: Excess of income over expenditure	(3,49,59,173)	Deposits	
Closing Balance	(11,91,21,897)	Telephone Deposit	5,000
Loans and Liability : Madina Education & Welfare Society	17,45,55,673	TDS receivable	70,807
Vehicle Loan	3,83,052	Cash & Bank Balances	
Canteen Deposits	50,000	Cash in Hand	10,567
		Balances with Banks	
		Indian Bank A/C 49173	71,119
		Canara Bank A/C 101207	2,23,047
<b>TOTAL</b>	<b>5,58,66,828</b>	<b>TOTAL</b>	<b>5,58,66,828</b>

As per our report of even date

For Madhu & Associates

Chartered Accountants

FRN : 001914S

*M. Madhusudan*

(MMADHUSUDAN)

Proprietor

M.No.02S200

UDIN: 2302S200BGXEUR3057

Place : Hyderabad

Date: 31-10-2023



or Global Institute of Education and Technology

*Sahiba Fargana*

Secretary



**GLOBAL INSTITUTE OF ENGINEERING AND TECHNOLOGY  
CHILKUR (V) MOINABAD R.R**

**DEPRECIATION STATEMENT FOR THE YEAR ENDED 31.3.2023**

S.NO	Name of Asset	Rate	WDV as on 31.3.2022		Deletions	Total	Depreciation	WDV as on 31.3.2023
			<180 Days	>180Days				
1	Furniture	10%	53,92,111	134881	-	74,30,005	7,08,546	67,21,459
2	Electrical Equipments & fittings	15%	13,15,438	274970	-	19,19,818	2,63,267	16,56,551
3	Laboratory equipments	10%	52,21,272	7788	-	52,29,060	5,22,906	47,06,154
4	Computer & printer	15%	56,70,758	2663590	-	84,94,248	12,62,145	72,32,103
5	Building construction	5%	2,61,07,791	1170518	-	2,89,64,805	14,06,078	2,75,58,727
6	Stabilizer	15%	1,958		-	1,958	294	1,665
7	Water purifier	15%	1,015		-	1,015	152	863
9	Generator	10%	6,16,940		-	6,16,940	61,694	5,55,246
10	Software	25%	1,37,017	20000	-	1,57,017	39,254	1,17,763
11	O H projector	15%	83,766		-	83,766	12,565	71,201
12	Library books	10%	16,02,857	81526	-	21,72,042	1,92,821	19,79,220
13	Air conditioner	15%	2,47,127	231110	-	4,78,237	71,735	4,06,501
14	utensils	10%	3,760		-	3,760	376	3,384
15	Xerox machine	15%	20,447	84000	-	1,90,148	22,095	1,68,053
16	Transformer	15%	6,876		-	6,876	1,031	5,844
17	Duplicating machine	15%	635		-	635	95	540
18	Musical instruments	15%	13,451		-	13,451	2,018	11,433
19	LCD Tv	15%	35,592	81996	-	2,93,314	30,818	2,62,497
20	Medical equipment	15%	10,301		-	10,301	1,545	8,756
21	Car	15%	13,76,777		-	13,76,777	2,06,517	11,70,260
22	Car (Asta)	15%	72,225		-	72,225	10,834	61,392
23	Mini Bus	20%	85,899		-	85,899	17,180	68,719
24	Water pump	10%	9,123		-	9,123	912	8,210
25	Lift	15%	36,828		-	36,828	5,524	31,304
26	Hardware Items	15%	48,524	49470	-	2,36,840	25,113	2,11,727
27	CCTV Cameras	15%	2,09,563		-	3,34,553	40,809	2,93,745
28	Water Dispencer	15%	16,506		-	16,506	3,115	13,391
29	Mobile Phones	15%	16,575		-	16,575	2,486	14,089
30	Crickent Ground	5%	17,56,950	400000	-	21,56,950	1,07,848	20,49,103
31	Electrical Bike	15%			-			
	<b>TOTAL</b>		<b>5,01,18,081</b>	<b>64,13,779</b>	<b>-</b>	<b>6,05,13,186</b>	<b>50,26,897</b>	<b>5,54,86,290</b>

